

Part 1 – Introduction to DRIS Demand Response Information System (DRIS) Training for March 2014 Deployment

Michael Lavillotti

Product Business Analyst

New York Independent System Operator

Thursday, February 27th, 2014 09:00 AM – 11:00 AM

Tuesday, March 4th, 2014 01:00 PM – 03:00 PM

Web Ex - Rensselaer, NY

Training Topics

- ◆ **Part 1: Introduction to DRIS**
 - *DRIS User Requirements*
 - *User Privileges*
 - *Access to DRIS*

- ◆ **Part 2: Provisional ACL Project Content Overview**
 - *Provisional ACL*
 - *Request for ACL Data*
 - *Incremental ACL*
 - *SCR Change of Status/Shutdown kW*

- ◆ **Part 3: Resource Enrollment in DRIS**
 - *Provisional ACL Eligibility*
 - *Export Enrollment File*
 - *Import Resources*
 - *Resource Import Validations*

- ◆ **Part 4: Managing ACL Data Requests**
 - *View Resources*
 - *Resource Enrollment Validations*

- ◆ **Part 5: Enrollment Screens**
 - *ACL Details*
 - *Event Responses*
 - *ACL Adjustments*
 - *Top Hours*

- ◆ **Part 6: Second Test and Additional Items**
 - *DADRP/DSASP kW Adjustments*
 - *Changes to Top Hours*
 - *Second Test Requirements*

- ◆ **Part 7: Deployment**
 - *Additional Training Sessions*
 - *Deployment Activities*

DRIS User Requirements

- ◆ NYISO Digital Certificate
 - *A valid digital certificate is required for each computer that will access DRIS*
 - *An MP may obtain several digital certificates per DRIS user: for Windows-based work, laptop, and home computers*
 - *Steps to NYISO website page to request:*
 - *Markets & Operations ->Customer Support ->Digital Certificate Info*
 - NYISO website link to request:
 - <https://cert.nyiso.com/domain-main.xuda?domainID=360b3b3b0a5d87283208f7c29ab7b14711b23b57>
- ◆ MIS User Account
 - *Contact your MIS Administrator*
 - *Request DRIS privileges*
 - DRIS Web UI MP User: Read and write capabilities
 - DRIS Web UI MP Read-Only User: Read-only capabilities

DRIS Market Participant User Privileges

- ◆ Only one User Privilege may be Assigned to each user
- ◆ DRIS Web UI MP *Read-Only* User
 - *View, track, and extract from the system data specific to the user's organization, including organization enrollment, contact information, performance factor data and MP deficiencies, and data specific to the organization's resources, including resource enrollment, aggregation assignments, aggregation submittals, aggregation performance factor, strike price, UCAP data, allocation of partial sales, event notification responses, resource event responses, **TO/DADRP add-back or DSASP replacement data**, resources that may be subject to an Offer Floor price and SCR load zone peak hours (as applicable based on the program(s) in which the organization has enrolled resources)*
- ◆ DRIS Web UI MP User
 - *All rights conferred by the DRIS Web UI MP Read-Only User privilege plus enroll organization and maintain organization contacts, and enroll and re-enroll resources; separate resources from a portfolio; cancel pending enrollment requests; respond to event notifications with expected curtailment values; acknowledge receipt of communication tests; submit resource event responses, and, for SCR resources, **verify Provisional ACL eligibility; approve ACL Data requests**, establish and manage aggregations and strike prices, allocate partial sales, report Summer 2011 ACL verification data, **and** report Provisional ACL verification data, **and report Incremental ACL verification data**, for DSASP Resources, establish and manage aggregations, submit resources for registration, export DSASP Resource Report*

Ways to Access DRIS

- ◆ NYISO Market Access Login
 - http://www.nyiso.com/public/markets_operations/market_data/market_access_login/index.jsp
- ◆ ICAP Market Page
 - http://www.nyiso.com/public/markets_operations/market_data/icap/index.jsp
- ◆ Demand Response Page
 - http://www.nyiso.com/public/markets_operations/market_data/demand_response/index.jsp

NYISO Market Access Login

http://www.nyiso.com/public/markets_operations/market_data/market_access_login/index.jsp

Markets & Operations >

Market Data

▼ Market & Operational Data

- [Pricing Data](#)
- [Power Grid Data](#)
- [Load Data](#)
- [Reports & Information](#)
- [Postings by Date](#)
- [Zone Maps](#)
- [Graphs](#)
- [Market Access Login](#)
- [Custom Reports](#)

TCC

ICAP

Demand Response

Ancillary

Interregional Data

System Conditions

Services

Financial Services [+]

Customer Registration

Market Training [+]

Market Monitoring [+]

Reliability Compliance

Support

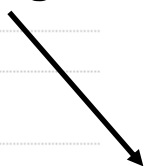
Market Access Login

Pricing Data	Power Grid Data	Load Data	Reports & Info	Postings by Date	Maps	Graphs	Market Access Login
------------------------------	---------------------------------	---------------------------	------------------------------------	----------------------------------	----------------------	------------------------	-------------------------------------

Market Access Logins

<p>Bidding & Scheduling</p> <ul style="list-style-type: none"> ▶ * Marketplace Login (User & Admin) ▶ * Bidding & Scheduling Upload/Download <p>Settlement Data Applications</p> <ul style="list-style-type: none"> ▶ * SDX Upload/Download ▶ * Customer Settlements Interface ▶ Settlement Data Application User Guide <p>ICAP Automated Markets</p> <ul style="list-style-type: none"> ▶ * User Login ▶ * ICAP Upload/Download ▶ ICAP Automated Market User's Guide <div style="border: 2px solid red; padding: 5px;"> <p>Demand Response Information System</p> <ul style="list-style-type: none"> ▶ * User Login ▶ DRIS User Guide </div> <p>Reference Levels (RLS)</p>	<p>TCC Automated Market</p> <ul style="list-style-type: none"> ▶ * User Login ▶ * TCC Upload/Download ▶ TCC User Documents <p>Decision Support System (DSS)</p> <ul style="list-style-type: none"> ▶ * User Login ▶ * Account Request ▶ DSS Documents <p>Outage Schedule (TOA)</p> <ul style="list-style-type: none"> ▶ * User Login <p>Power Contracts Bulletin Board (IRC)</p> <ul style="list-style-type: none"> ▶ User Login ▶ Information ▶ View as Guest (read only) <p>Credit Management System (CMS)</p>	<p>MIS Instructions</p> <ul style="list-style-type: none"> ▶ MIS Work Flows ▶ Market Participant User Guide (MPUG) ▶ Draft Bidding & Scheduling Error Messages <p>Please Note: * Requires A Valid NYISO Digital Certificate To Login</p> <p>Need Help? Got a Question? Should you require any assistance - you may contact the NYISO Customer Support team by clicking on the link below.</p> <div style="background-color: #e6e6e6; text-align: center; padding: 5px; margin-top: 10px;"> Send An Email - Click Here Now » </div>
--	---	--

DRIS Login



ICAP Market Page

http://www.nyiso.com/public/markets_operations/market_data/icap/index.jsp

Markets & Operations >

Market Data

Market & Operational Data [+]

TCC

▶ ICAP

Demand Response

Ancillary Services

Interregional Data

System Conditions

Services

Financial Services [+]

Customer Resources

Market Training [+]

Market Monitoring [+]

Reliability Compliance

Support

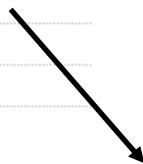
Customer Support

Submit A Help Ticket

Documents

Tariffs

DRIS Login



ICAP Data & Information

The New York Installed Capacity (ICAP) market is based on the obligation placed on load serving entities (LSEs) to procure ICAP to meet minimum requirements. The requirements are determined by forecasting each LSE's contribution to its transmission district peak load, plus an additional amount to cover the Installed Reserve Margin. The amount of capacity that each supplying resource is qualified to provide to the New York Control Area (NYCA) is determined by an Unforced Capacity (UCAP) methodology. NYISO ICAP auctions are designed to accommodate LSEs and suppliers' efforts to enter into UCAP transactions. They are open to all registered NYISO customers.



Official NYISO Time
9:35:58 EST

ICAP Resources

- ▶ [View Strip Auction Summary](#)
- ▶ [View Monthly Auction Summary](#)
- ▶ [View Spot Auction Summary](#)
- ▶ [View Default Reference Prices](#)
- ▶ [View Rebate Summary](#)
- ▶ [View ICAP & UCAP Calculations](#)
- ▶ [View Event Calendar](#)
- ▶ [ICAP Working Group Page](#)
- ▶ [Demand Response Information System](#)

ICAP Market Access



Please Note: You will need a digital certificate in order to access ICAP.

[ICAP Market Login »](#)

[ICAP Upload/Download »](#)

ICAP Mailboxes



[DMNC Test Reporting »](#)

[GADS Data Reporting »](#)

[SCR Registration »](#)

ICAP Documents & Resources

Demand Response Programs Page

http://www.nyiso.com/public/markets_operations/market_data/demand_response/index.jsp

Markets & Operations ▾

Market Data

Market & Operational Data [+]

TCC

ICAP

▸ Demand Response

Ancillary Services

Interregional Data

System Conditions

Services

Financial Services [+]

Customer Registration

Market Training [+]

Market Monitoring [+]

Reliability Compliance

Support

Customer Support

Submit A Help Ticket

Documents

Tariffs

Manuals & Guides

Demand Response Programs

The NYISO has four Demand Response programs: the Emergency Demand Response Program (EDRP), the ICAP Special Case Resources (SCR) program, the Day Ahead Demand Response Program (DADRP) and the Demand Side Ancillary Services Program (DSASP).

Both the EDRP and SCR program can be deployed in energy shortage situations to maintain the reliability of the bulk power grid. Both programs are designed to reduce power usage through shutting down of businesses and large power users. Companies, mostly industrial and commercial, sign up to take part in the programs. The companies are paid by the NYISO for reducing energy consumption when asked to do so by the NYISO. Reductions are voluntary for EDRP participants. SCR participants are required to reduce power usage and as part of their agreement are paid in advance for agreeing to cut power usage upon request.

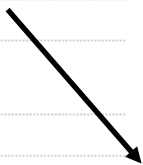
The NYISO's Day-Ahead Demand Response Program (DADRP) allows energy users to bid their load reductions, or "negawatts", into the Day-Ahead energy market as generators do. Offers determined to be economic are paid at the market clearing price. DADRP allows flexible loads to effectively increase the amount of supply in the market and moderate prices.

The Demand Side Ancillary Services Program (DSASP) provides retail customers that can meet telemetry and other qualification requirements with an opportunity to bid their load curtailment capability into the DAM and/or Real-Time Market to provide Operating Reserves and regulation service. Scheduled offers are paid the appropriate marketing clearing price for reserves and/or regulation.

EDRP Mailbox »

Login to DRIS »

DRIS Login



Demand Response Documents & Resources

DRIS Login

A screenshot of the DRIS login interface. At the top, a dark blue banner contains the ISO logo on the left and the text "Demand Response Information System Login Required" on the right. Below the banner, the text "Login Required" is followed by the message "You are attempting to access a protected resource." There are two input fields: "User ID:" and "Password:". Below these fields is a "Login" button.

ISO NEW YORK INDEPENDENT SYSTEM OPERATOR
Building The Energy Markets Of Tomorrow...Today

Demand Response Information System
Login Required

Login Required
You are attempting to access a protected resource.

User ID:

Password:

Login

- ◆ Click on “User Login” to get to the DRIS Login screen
- ◆ Enter the MIS user name and password
- ◆ DRIS Dashboard is displayed

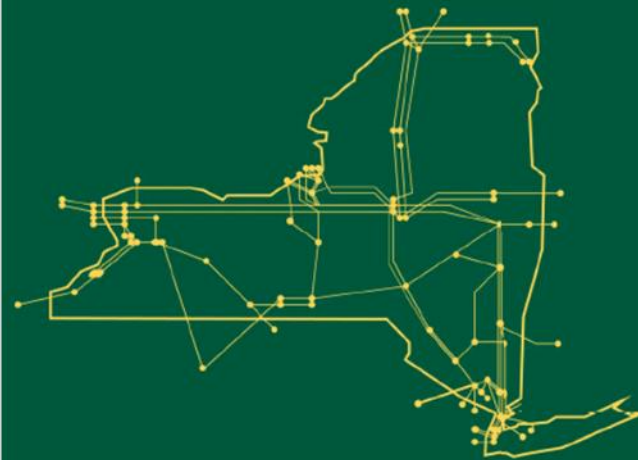
Additional Training Materials

- ◆ Scope of DRIS Training Sessions are limited to new functionality specific to each deployment

- ◆ DRIS User Guide
 - http://www.nyiso.com/public/markets_operations/documents/manuals_guides/index.jsp
 - http://www.nyiso.com/public/markets_operations/market_data/demand_response/index.jsp

- ◆ All DRIS Training Materials
 - http://www.nyiso.com/public/markets_operations/market_data/demand_response/index.jsp

The New York Independent System Operator (NYISO) is a not-for-profit corporation responsible for operating the state's bulk electricity grid, administering New York's competitive wholesale electricity markets, conducting comprehensive long-term planning for the state's electric power system, and advancing the technological infrastructure of the electric system serving the Empire State.



www.nyiso.com